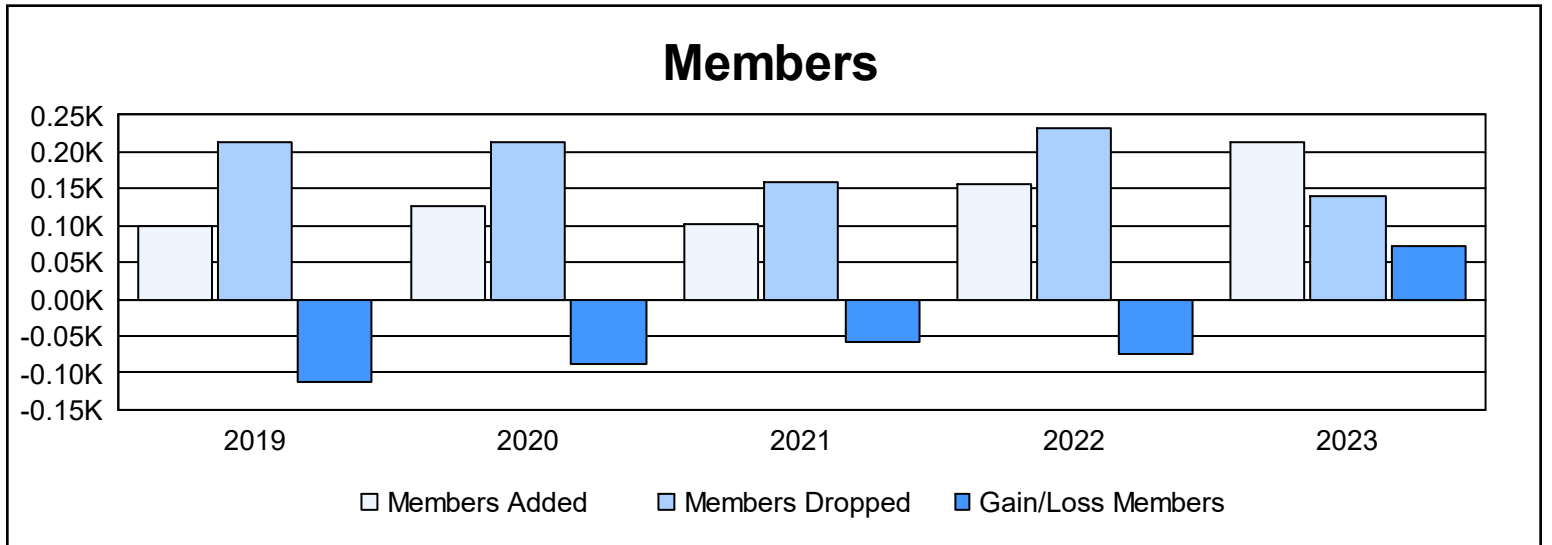
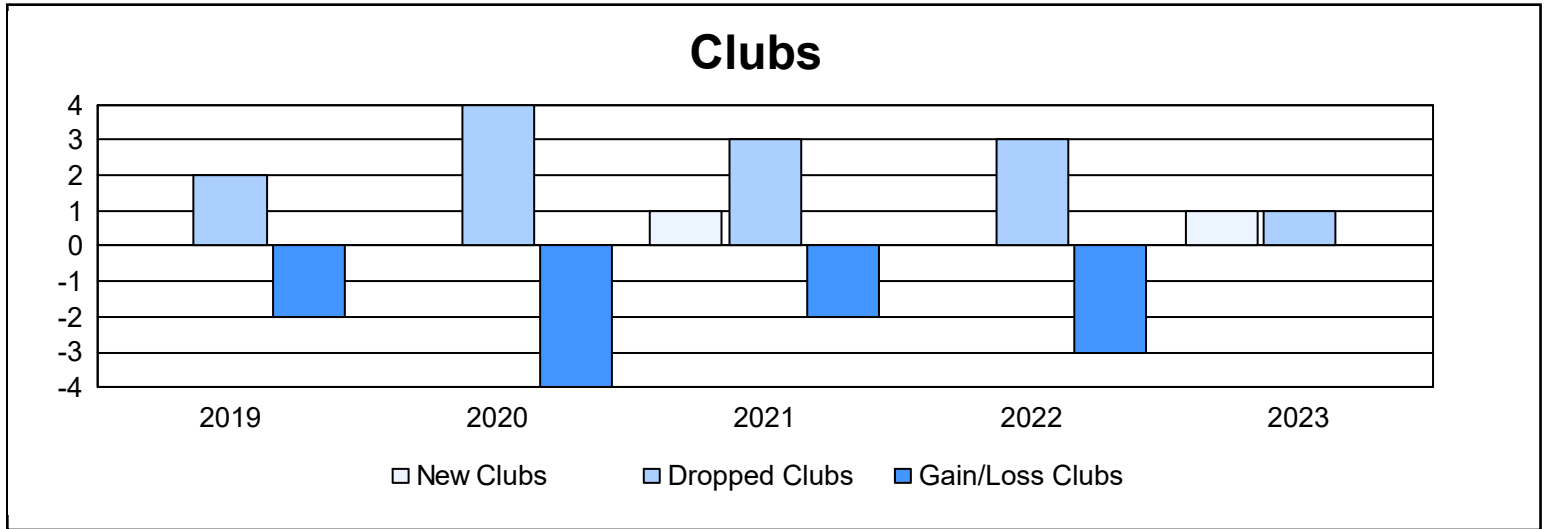
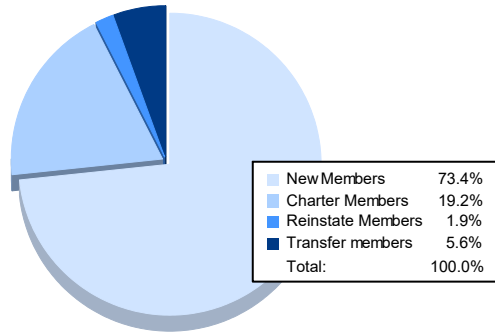


| Year | New Clubs | Dropped Clubs | Gain/ Loss Clubs | New Members | Charter Members | Reinstate Members | Transfer Members | Total Member Added | Total Members Dropped | Gain/ Loss Members |
|----------------|-----------|---------------|------------------|-------------|-----------------|-------------------|------------------|--------------------|-----------------------|--------------------|
| 2018-2019 | 0 | 2 | -2 | 83 | 2 | 12 | 3 | 100 | 213 | -113 |
| 2019-2020 | 0 | 4 | -4 | 92 | 8 | 14 | 12 | 126 | 214 | -88 |
| 2020-2021 | 1 | 3 | -2 | 54 | 24 | 15 | 8 | 101 | 159 | -58 |
| 2021-2022 | 0 | 3 | -3 | 151 | 0 | 4 | 2 | 157 | 232 | -75 |
| 2022-2023 | 1 | 1 | 0 | 157 | 41 | 4 | 12 | 214 | 141 | 73 |
| Average | 0 | 3 | -2 | 107 | 15 | 10 | 7 | 140 | 192 | -52 |



Membership Composition June 2023 Cumulative



Gender Composition June 2023 Cumulative

